

# GALAXY

Mansion - IV

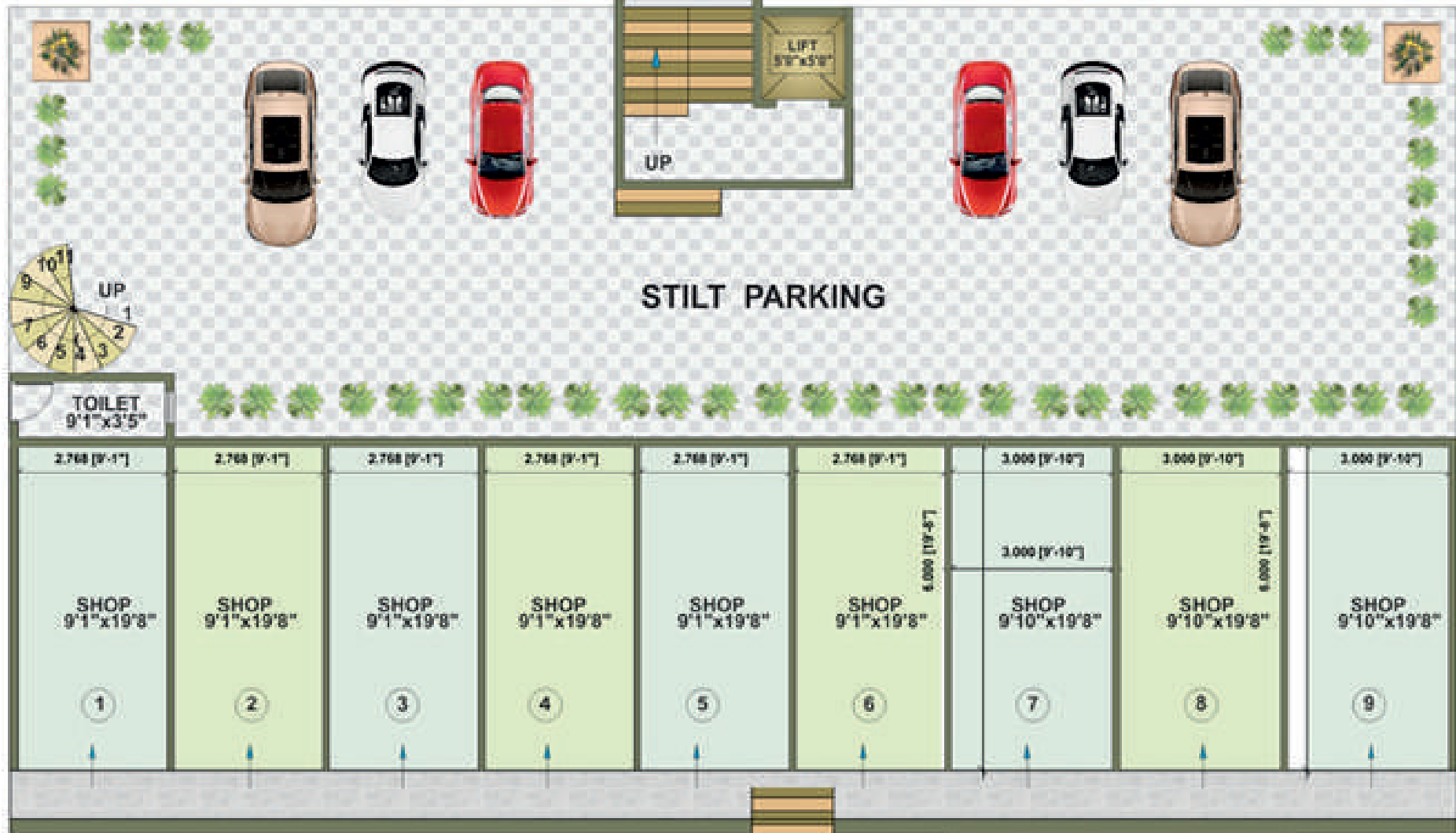


Welcome to Fresh air and Natural Light  
for the rest of your Life.....





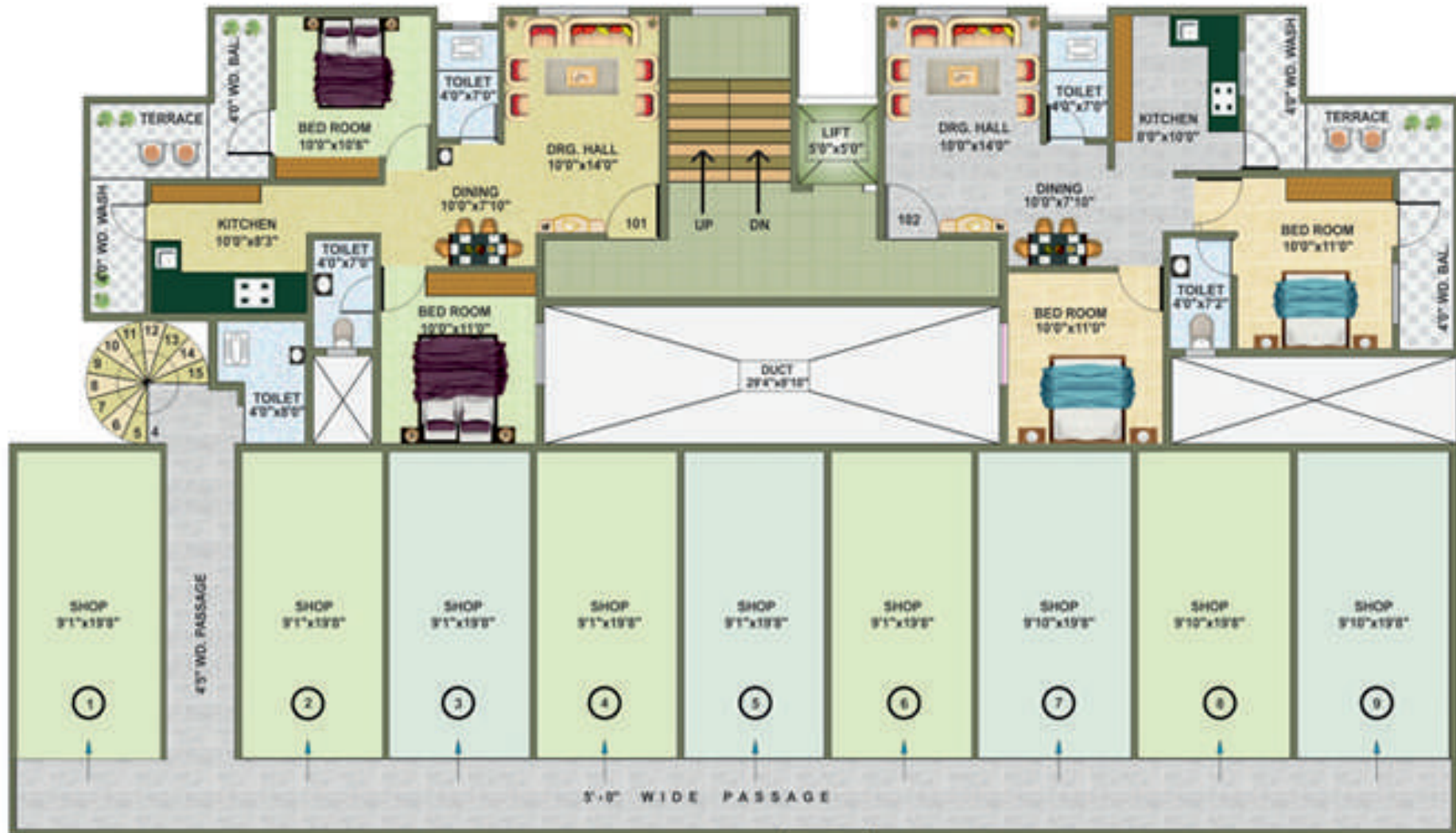
Unique & Elegant, Just like you.



**GROUND FLOOR PLAN**

FLOOR	SHOP NO.	S.B/UP AREA SQ.FT.
GROUND FL.	1,2,3,4,5,6,	240'-0"
	7,8,9,	250'-0"





FIRST FLOOR PLAN

FLOOR	SHOP/FLAT NO.	S.B./UP AREA SQ.FT.	TERRACE SQ.FT.
FIRST FL.	1,2,3,4,5,6,	310'-0"	
	7,8,9,	320'-0"	
	101	745'-0"	40'-0"
	102	960'-0"	45'-0"







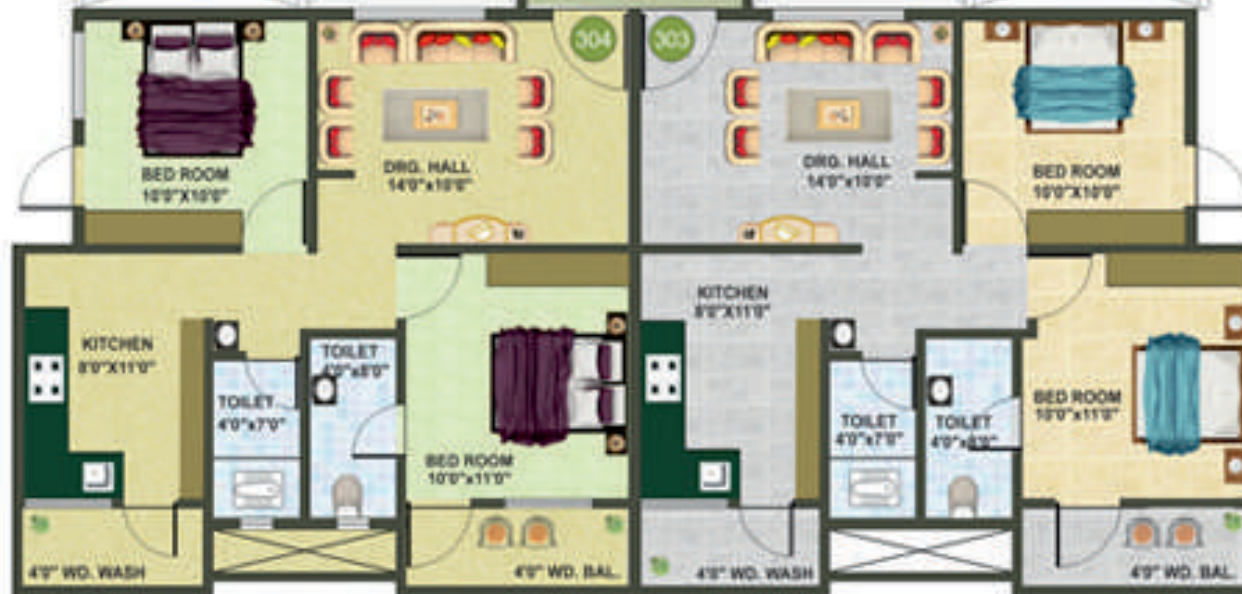
FLOOR	FLAT NO.	S.B./UP AREA SQ.FT.	TERRACE SQ.FT.
2nd FL.	201	945'-0"	115'-0"
	202	960'-0"	
	203	885'-0"	500'-0"
	204	885'-0"	620'-0"

**SECOND FLOOR PLAN**





FLOOR	FLAT NO.	S.B./UP AREA SQ. FT.
FIRST FL.	301	310'-0"
	302	320'-0"
	303	745'-0"
	304	960'-0"



THIRD FLOOR PLAN







**FOURTH FLOOR PLAN**

FLOOR	FLAT NO.	S.B/UP AREA SQ.FT.	TERRACE SQ.FT.
FOURTH FL.	401	885'-0"	760'-0"
	402	880'-0"	780'-0"



120, Shriman Palace,  
Opp. Aziz Khan Hospital  
Dhantoli, Nagpur.  
Tel. : 0712 - 2428916

---

40, Sujata Layout,  
Dindayal Nagar, Ring Road,  
Nagpur. Tel. : 0712 - 2283608

---

**Contact for Booking**  
Ramesh Patel No. : 9423100192,  
Pravin Patel No. : 9422806066

---

**Project Consultant**  
Kishor Mehata  
Tel No. : 9371431000

---

**Legal Advisor**  
Sandeep Shastri.

---

**Structural Engineer**  
Dr. M. M. Basole.

## SPECIFICATIONS

STRUCTURE	: R.C.C. Frame structure as per structural design.
BRICK WALL	: External wall 150 mm thick, internal wall 115 mm thick.
FLOORING	: Vitrified tiles in hall & Ceramic tiles in all other rooms.
PLASTER	: Smooth finish plaster to all rooms.
KITCHEN	: Stainless steel sink & balck granite top in ketchen. Aqua guard point & Exhaust fan point in each flat.
PLUMBING	: Tow ½" tap in kitchen, w/c & water sipply from overhead tank. One wash basin.
ELECTRUCUTY	: 2 light points, one fan point, one plug point sahlil be provided ub each room. One point each in w/c bath & lobby shall be provided. All circuits shall be upto meter board. One power point for heater one for refrigerator staircase & external lights. All
DOORS & WINDOWS;	: Common electric fitting concealed. Inverter writing. : All internal doors shall be flushed ddir & internal frame R.C.C. Main ent. Teak wood frame with pre-laminated panel. Aliminuim glazed windows with M.S grill
PAINTING	: Oil bound distemper with cement putty in all roos from inside. Cement based water proof paint externally.
EXTRA CHARGEES	: M.S.E.B. Meter deposits, transformer deposit, water Deposit and expenses at actuals. Registration chargees, stamp duty chargees, service tax, vat etc. Changes in the specifications & plan will cost extra. Elevational changes not allowed.
NOTE	: Possession of the flats shall be given by builder only after clearance of all the dues. : The detail & dimensuion show in the drawing are indicated and are subject to chages, if necessary. The bhuilder reserve the rights to make the necessary changes in the bhuilding structure as required. Any type of interior worl shall be allowed only after handing over the possession of the flat. his is a conceptual brochure and not a legal document.